

Wired Sensing

Product guide

Aritech commercial sensors feature the latest technology to deliver advanced detection and accurate, reliable performance.



Advanced sensing technology that delivers superior protection

Engineered to provide the highest levels of reliability and security, Aritech sensors offer outstanding value and innovative features designed to meet specific application needs. Our full line of high-performance solutions work with other Aritech products to deliver exceptional sensing and detection that's both accurate and consistent.

Easy to install and operate, Aritech commercial sensors are ideal for a wide range of applications:

- Banks and financial institutions
- Schools and education facilities
- Retail stores
- Office buildings
- Healthcare facilities
- Manufacturing and warehouses
- Utilities and remote sites
- Apartment/Residential complexes

Designed to effectively secure the most demanding applications

Aritech offers a broad range of sensing and detecting products that provide the highest levels of reliability and protection, along with features designed to meet specific application needs. Ideally suited for high-risk environments, Aritech's full line of intrusion solutions includes wired sensors.

Reliable, cost-effective detection

Aritech offers a wide range of wired sensors and detectors that provide outstanding value. Designed for easy installation and user-friendly operation, the entire line of Aritech products consistently delivers convenient, effective sensing and detection.



Aritech is a global leader in security solutions that help protect people, property and assets the world over.

This document provides a comprehensive overview of our magnetic contacts with its features and the applications they are most suited for.

Magnetic contacts form a circuit between a door and the frame or between a window and a sill.

Whenever an alarm system is activated and a window or door is opened, the circuit is broken, generating an alarm. Magnetic contacts are reliable sensing devices for sensing the opening and closing of doors and windows.

They consist of two parts: reed switch and magnet.

Since every installation has its own unique challenges, Aritech offers a wide array of magnetic contacts to address specific issues.

Table of contents

Surface Mount

page 4 - 5

Recessed Mount

page 7 - 8

Surface Screw Mount

page 6

Special Applications

page 9

Magnet Only

page 10

Surface Mount

The reed switch and magnet are mounted parallel to each other using the surface-mount housing. Surface-mounted contacts should be satisfactory for application in locations such as steel fire doors, filing cabinets, etc.

Rules of thumb

The rated air gap of the sensor is approximately 1/2 when installing to a metal surface. Space the magnet and reed switch no further than 25% of the specified air gap to ensure correct operation. If you require a spacer, use this under the magnet, instead of the reed switch. Installing a magnet on a metal surface won't "drain" the magnet, however it will reduce it's overall magnetic field.

Contact types

CO = Change Over

NC = Normally Closed

NO = Normally Open



DPDT = Double Pole Double Throw

SPDT = Single Pole Double Throw

Surface mount - Wired









Model	Part Number	Description	Contact Type	Gap (mm)	Dimensions (W X L X H) / Diameter (mm)	Colour
	1038T-N	Reed Switch, Surface Screw mount, NC, 1" (25.4mm) gap, White	NC	25.4	12	White
	1045W-N	Reed Switch, Surface Screw mount, NC, 3" (76mm) gap, White	NC	76	57 X 9.5 X 10	White
	2204A-L	Reed Switch, SM, Overhead, SPDT, 3" (76mm) gap, 1.5ft Armoured Cable	SPDT	76	89 x 38 x 38	White
	2204AU-L	Reed Switch, SM, Overhead, Universal Magnet, SPDT, 3" (76mm) gap, 1.5ft Armoured Cable	SPDT	76	79 x 54 x 21	Steel
	1035-N	Reed Switch, SM, NC, 5/8" (15.9mm) gap, White	NC	15.39	38 X 9.5 X 6.4	White
	1035W-N	Reed Switch, SM, NC, 1" (25.4mm) gap, White	NC	25.4	38 X 9.5 X 6.4	White
	1285T-N	Reed Switch, SM w/ terminals, NC, 3/4" (19mm) gap, White	NC	19	64.5 x 17.5 X 13.8	White
	2202A-L	Reed Switch, SM, Overhead, NC, 3" (76mm) gap, 1.5ft Armoured Cable	NC	76	Contact - 89 x 38 x 11, Magnet - 89 x 38 x 38	Steel
	2202A-L28	Reed Switch, SM, Overhead, NC, w/ CowMagnet, 3" (76mm) gap, 1.5ft Armoured Cable	NC	76	89 x 38 x 38	Steel

Surface mount - Wired cont...

Model	Part Number	Description	Contact Type	Gap (mm)	Dimensions (W X L X H) / Diameter (mm)	Colour
	2202AU-L	Reed Switch, SM, Overhead, Universal Magnet, NC, 3" (76mm) gap, 1.5ft Armoured Cable	NC	76	79 x 54 x 21	Steel
	2207AH-L	Reed Switch, SM, Overhead, Biased, SPDT, 3/4"-2.5" (19-63.5mm) gap, 3ft Armoured Cable	SPDT	19 to 63.5	89 X 38 X 11	Steel
	2505A-L	Reed Switch, SM, Aluminum, NC, 3" (76mm) gap, 3ft Armoured Cable	NC	76	89 X 57 X 11	Steel
	2507AD-L	Reed Switch, SM, Aluminum, DPDT, 1.5" (76mm) gap, 3ft Armoured Cable	DPDT	76	76 x 13 x 25	Steel
	2507AH-L	Reed Switch, SM, Aluminum, Biased, SPDT, 3/4"-2.5" (19 -63.5mm) gap, 3ft Armoured Cable	SPDT	19 to 63.5	76 x 13 x 25	Steel
	2507A-L	Reed Switch, SM, Aluminum, SPDT, 3" (76mm) gap, 3ft Stainless Steel Armoured Cable	SPDT	76	76 x 13 x 25	Steel

Surface Screw Mount




Surface screw mount - Wired

Model	Part Number	Description	Contact Type	Gap (mm)	Dimensions (W X L X H) / Diameter (mm)	Colour
	1038-N	Reed Switch, Surface mount, NC, 1" (25.4mm) gap, White	NC	76	57 x 9.5 x 10	White
	1045T-N	Reed Switch, Surface Screw mount, Terminals, NC, 1.25" (31.8mm) gap, White	NC	31.8	99 x 18 x 15	White
	1047T-N	Reed Switch, Surface Screw mount, Terminals, SPDT, 1.25" (32mm) gap, White	SPDT	32	99 x 18 x 15	White
	1082-N	Reed Switch, Surface Screw mount, NC, 1" (25.4mm) gap, Wire Leads, White	NC	25.4	53 x 14 x 13	White
	1085-N	Reed Switch, Surface Screw mount, NC, 5/8" (15.9mm) gap, Wire Leads, White	NC	15.9	51 x 9.5 x 9.5	White
	1085T-N	Reed Switch, Surface Screw mount w/ terminals, NC, 3/4" (19mm) gap, White	NC	19	63 x 13 x 19	White
	1085TW-N	Reed Switch, Surface Screw mount w/ terminals, NC, 1.5" (38mm) gap, White	NC	19	64 x 13 x 14	White
	1085W-N	Reed Switch, Surface Screw mount, NC, 1.5" (38mm) gap, Wire Leads, White	NC	38	51 x 9.5 x 9.5	White








Recessed Mount

Recessed magnetic reed switches offer a convenient, discreet method of detection for all types of installations. Housed in cylindrical enclosures, these switches can be installed quickly and easily, just by drilling the appropriate sized hole.

Recessed Mount - Wired

Model	Part Number	Description	Contact Type	Gap (mm)	Dimensions (W X L X H) / Diameter (mm)	Colour
	1072-N	Reed Switch, RM, Flanged 19mm, 1/2" (12.7mm) gap, 3/8" (9.5mm) Dia, White	NC	12.7	9.5	White
	1078-M	Reed Switch, RM, Steel Door, NC, 1/2" (12.7mm) gap, 1" (25.4mm) Dia, Brown	NC	12.7	25.4	Brown
	1055-N	Reed Switch, RM, 1/2" (12.7mm) gap, Wire Leads, 1/4" (6.4mm) Dia, White	NC	12.7	6.4	White
	1055W-N	Reed Switch, RM, 1.25" (32mm) gap, Wire Leads, 1/4" (6.4mm) Dia, White	NC	32	6.4	White
	1075-N	Reed Switch, RM, Press Fit, 1/2" (12.7mm) gap, 3/8" (9.5mm) Dia, White	NC	12.7	9.5	White
	1075W-N	Reed Switch, RM, Press Fit, 1.25" (32mm) gap, 3/8" (9.5mm) Dia, White	NC	32	9.5	White
	1076CH-N	Reed Switch, RM, Steel Door, Biased, SPDT, 3/8" (9.5mm) gap, 3/4" (19mm) Dia, White	SPDT	9.5	19	White
	1076CW-N	Reed Switch, RM, Steel Door, SPDT, 3/4" (19mm) gap, 3/4" (19mm) Dia, White	SPDT	19	19	White
	1076D-N	Reed Switch, RM, Steel Door, DPDT, 1/2" (12.7mm) gap, 1" (25.4mm) Dia, White	DPDT	12.7	25.4	White
	1076H-N	Reed Switch, RM, Steel Door, Biased, SPDT, 1/2" (12.7mm) gap, 1" (25.4mm) Dia, White	SPDT	12.7	25.4	White
	1076-N	Reed Switch, RM, Steel Door, SPDT, 1/2" (12.7mm) gap, 1" (25.4mm) Dia, White	SPDT	12.7	25.4	White
	1076W-N	Reed Switch, RM, Steel Door, SPDT, 1" (25.4mm) gap, 1" (25.4mm) Dia, White	SPDT	25.4	25.4	White
	1078C-M	Reed Switch, RM, Steel Door, NC, 3/8" (9.5mm) gap, 3/4" (19mm) Dia, Mahogany	NC	9.5	19	Brown

Recessed Mount - Wired cont...

Model	Part Number	Description	Contact Type	Gap (mm)	Dimensions (W X L X H) / Diameter (mm)	Colour
	1078C-N	Reed Switch, RM, Steel Door, NC, 3/8" (9.5mm) gap, 3/4" (19mm) Dia, White	NC	9.5	19	White
	1078CW-N	Reed Switch, RM, Steel Door, NC, 3/4" (19mm) gap, 3/4" (19mm) Dia, White	NC	19	19	White
	1078-N	Reed Switch, RM, Steel Door, NC, 1/2" (12.7mm) gap, 1" (25.4mm) Dia, White	NC	12.7	25.4	White
	1078W-N	Reed Switch, RM, Steel Door, NC, 1" (25.4mm) gap, 1" (25.4mm) Dia, White	NC	25.4	25.4	White
	1125-N	Reed Switch, RM, Press Fit, Stubby, 1/4" (6.4mm) gap, 3/8" (9.5mm) Dia, White	NC	6.4	9.5	White
	1125W-N	Reed Switch, RM, Press Fit, Stubby, 3/4" (19mm) gap, 3/8" (9.5mm) Dia, White	NC	19	9.5	White
	R1125-N	Reed Switch, RM, Press Fit, Stubby w/Mini Magnet, 1/2" (12.7mm) gap, 3/8" (9.5mm) Dia, White	NC	12.7	9.5	White

Special Application

Aritech offers a number of magnetic reed switches suitable for unique applications. Examples of unique installations can be hard to reach places, one-off door designs, and high security applications.

Special Application

Model	Part Number	Description	Contact Type	Gap (mm)	Dimensions (W X L X H) / Diameter (mm)	Colour
	1005-N	Reed Switch, Magnapull, pull-apart cord, Natural finish	NC	N/A	38 x 16 x 18	Steel
	2205AU-L	Reed Switch, SM, Overhead, H/Duty, Universal Magnet, NC, 3" (76mm) gap, 3ft Armoured Cable	NC	76	89 x 38 x 38	Steel
	2315A-L	Reed Switch, Panel Door Mount, NC, 3" (76mm) gap, 2ft Armoured Cable	NC	76	78 x 46 x 66	Steel
	3012-N	Reed Switch, Recessed, Pin Plunger, NC, for 0.04"- .07" (1mm-1.7mm) Mount, White	NC	1 to 1.7	40 x 35 x 7	White
	2105A-G	Reed Switch, Magnapull, Heavy Duty, pull-apart cord, Grey	NC	-	87 x 32 x 19	Grey
	2205A-L	Reed Switch, SM, Overhead, H/Duty, NC, 3" (76mm) gap, 3ft Armoured Cable	NC	76	89 x 57 x 11	Steel
	2302A-L	Reed Switch, Curtain Door Mount, NC, 3" (76mm) gap, 2ft Armoured Cable	NC	76	92 x 76 x 16	Steel
	2707AD-L	Reed Switch, SM, Aluminium, Triple Biased, DPDT, 3/16"- 5/8" (4.7-15.8mm) gap, 3ft Armoured Cable	DPDT	4.7 to 15.8	108 x 38 x 19	Steel
	2707A-L	Reed Switch, SM, Aluminium, Triple Biased, SPDT, 3/16"-5/8" (4.7-15.8mm) gap, 3ft Armoured Cable	SPDT	4.7 to 5.8	108 x 38 x 19	Steel
	2767-L	Reed Switch, Concealed Mount Adjust, Aluminium, Triple Biased, SPDT, 11/16"-2" (279mm) gap, 3ft Lead	SPDT	279	124 x 32 x 22	Steel
	3015-N	Reed Switch, Recessed, Pin Plunger, NC, 1/5" (12mm) Dia, White	NC	-	12	White

Magnet Only

Major benefits of Aritech magnetic contacts

- The strength of the magnetic contacts is what makes a reed switch reliable. By using high quality materials, Aritech ensures all magnetic reed switches perform reliably in the toughest of environments.
- By using the right reed switch for the right application, you can ensure that you and your customer receive the full benefit of Aritech wired sensing's reliability and durability.

Magnet Only - Wired

Part Number	Description
1840-N	Reed Switch, Magnet Only, suits 1078 series
1830	Reed Switch, Magnet Only, Mini-Max Series
1920-L	Reed Switch, Magnet Only, suits 2505 series
1927-N	Reed Switch, Magnet Only, for 1035 series

About Aritech

Aritech provides leading security and life-safety solutions for both commercial and residential applications covering intrusion, video, transmission and access. Offering some of the most-trusted product names in the industry, and backed by ongoing partner services and support, Aritech helps customers secure and protect what matters most.

For more information visit www.aritech.com.au.
Follow us on LinkedIn @Aritech Australia.



www.aritech.com.au



Specifications subject to change without notice.

©2025 Aritech. All rights reserved.

All trademarks are the property of their respective owners.

Level 4.01, 2 Ferntree Place
Notting Hill, Victoria 3168
Phone: 1300 361 479
www.aritech.com.au

CommercialSensors_Brochure_Sept25