



ChallengerPlus

Control Panel

TS-CHPLUS



Overview

ChallengerPlus is an advanced security solution designed for commercial and corporate sectors and is the perfect solution for the security requirements of banks, retail outlets, educational facilities and more. ChallengerPlus is a modular system which can be scaled for almost any application, from small to large commercial installations. With thousands of programmable options, ChallengerPlus has been designed to meet any security and access requirement and can be tailored to your own security policies.

Designed and built with the latest technology for superior access control and integrated networking, ChallengerPlus is the result of significant research and development, built on the successful foundations of Challenger10, Challenger V8 and all of their peripherals.

With 99 areas, ChallengerPlus can be partitioned with no loss of performance, whether you are using one or all 99 areas, which is due to the onboard 32-bit micro processor. Tailor your own solution by using the many configuration options to suit your site's requirements. Your system can be customised to individually arm areas by time and location, which gives you incredible flexibility to protect people and assets.

Users can be assigned a start and end date that is stored in the panel, meaning a permanent connection to management software is no longer required to activate or remove a person's access.

ChallengerPlus has been designed heavily around corporate network requirements. An integrated onboard Ethernet port allows remote reporting and management of your system on a Local or Wide Area Network (LAN/WAN). Dynamic IP address support for management software connections makes setup quick and simple.

Power efficiency and protection are key features of the onboard management system. This ensures that the ChallengerPlus battery is constantly charged and your current and voltage can be monitored via an LCD keypad.

Whilst maintaining backwards compatibility to Challenger10 and legacy V8 peripherals, ChallengerPlus gives you the ability to upgrade your current Challenger system, allowing more scale and benefits than ever before. Existing Challenger sites can benefit from significantly reduced installation times when upgrading from a V8 to the feature-rich ChallengerPlus panel, saving you time and money. Selected RAS models provide enhanced keypad navigation to make programming and managing your security system easier with ChallengerPlus. Firmware updates to the panel and certain peripherals can now be completed remotely using CTPPlus software giving you peace-of-mind and a lower total cost of ownership.

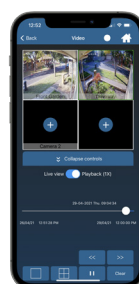
Multiple communication paths operate various reporting formats and give you the ability to communicate to multiple control rooms and software packages simultaneously. The communication paths can filter by areas, events and time.

For those sites that require safety checks prior to opening, the panel can automate an area search process which reports a message to your monitoring service if the search has failed to complete on time. Add to this, an extended range of input testing and reporting features where individual inputs can be automatically tested with normal operation within a specified number of days and you have one of the most feature-rich intrusion detection systems available.

Features

- UltraSync compatible
- On-board Ethernet, USB, PSTN and RS-232
- iOS and Android mobile apps for simple and convenient operation
- High level integration to building automation to improve energy efficiency in buildings
- Full text descriptions of panel items (e.g. users, inputs, areas, doors, etc.) are stored in the panel
- Backup and restore panel configuration using on-board SD card slot
- Fully backwards compatible with Challenger10 and Challenger V8 peripherals
- Remote flash firmware upgradeable
- Automated input testing and enforcement of procedures to minimise maintenance costs and ensure compliance
- Highly scalable. Start small then expand your system as your organisation grows
- Fully flexible communications with options for simultaneous and redundant reporting to monitoring stations, management software and third-party systems
- Support for multiple end-of-line (EOL) resistor values for economical upgrade from other alarm systems

Download TecomPlus Mobile app



TecomPlus Mobile allows you to connect your panel over the UltraSync network. Perform the most important keypad functions on your favourite digital device, from any location, at any time.

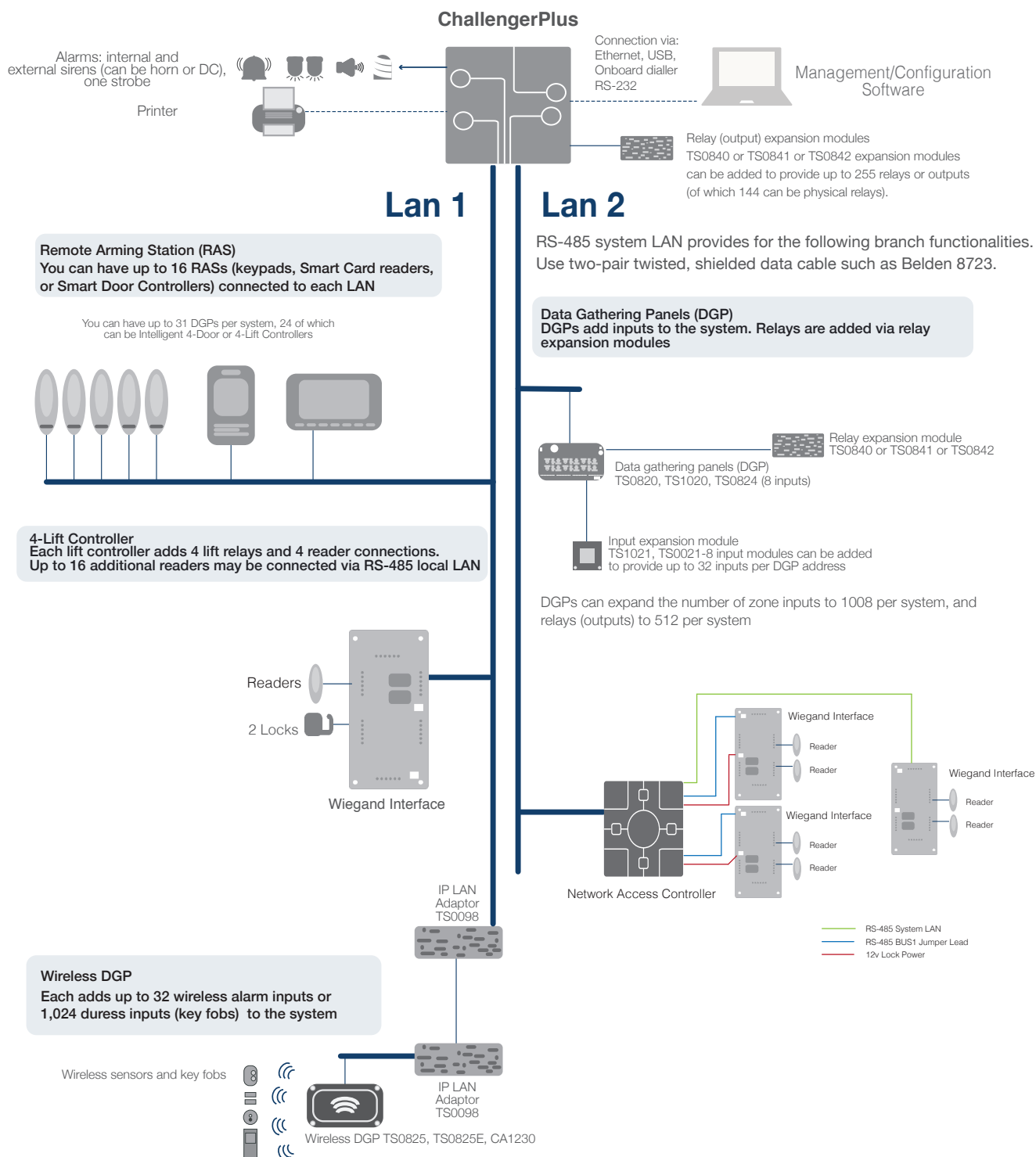


Powerful system architecture

The ChallengerPlus panel is the heart of the system, and comprises a modular ‘add as you go’ design. By adding intelligent door and/or lift controllers, input/output expanders, memory expanders and LAN devices, you can cost-effectively add capacity and functionality as it is required. Multiple panels can be networked into one system via management software.

Challenger uses cost-effective and reliable RS-485 data bus technology that is capable of running long distances while minimising cable runs. Challenger LAN data can even be carried by optical fibres or over IP (optional interface modules required).

System diagram



Note: this is an indication only. Contact your security professional for advise on expanding your system.

Specifications

System Features	
Areas	99
Area groups	255
Inputs on board	16
Max. system inputs	1008
Automation zones	100
Outputs on board	Two siren outputs which can be configured as either 8 Ohm sirens or 12VDC sirens, 1 strobe. The external siren is monitored for tamper conditions
Supports access control	Yes
Supports lift control	Yes
Max. access control doors	128 Doors, comprising of : Up to 32 Standard Doors Up to 96 Intelligent Doors (using TS1066, TS0866 or TS0867)
Max. lifts/floors	98 Lifts, comprising of : Up to 2 Standard Lifts (max 10 floors each) Up to 96 Intelligent Lifts (max 64 floors)
Anti-passback	Yes (requires TS1066/TS0866/TS0867)
SD Card	Onboard
Connection options (onboard)	UltraSync - Ethernet Interface - USB - RS-232 serial - PSTN modem
10/100Mbps	Yes (10/100) onboard
Modem	56kbps
Relays or outputs	Use expansion modules and DGPs to add up to 512 relays or outputs
Macro logic programs	48
Input shunts	32
Reporting formats	UltraSync, Contact ID Large, Computer polled, Computer Event Driven, Tecom IP Receiver, Serial STU and Printer
Communications bus	RS-485 x 2
Maximum cabling distance	1,500 m (unless extended by LAN Isolation Interfaces, fibre or IP LAN Adapter)
System Capacity	
Users	2,000 built-in with name and 10-digit PIN (65,535 using TS1084 expansion module)
Alarm groups	255
Door groups	255
Floor groups	128
Alarm log	5,000
Access log	5,000
Holidays/Special days	24 holidays, option for recurring annually, plus 8 holiday types
Time zones	48 'hard' time zones plus 16 'soft' time zones
Communication Paths	10 concurrent
Physical and Environmental	
Temperature	0 to 50°C
Relative humidity	0 to 90% noncondensing
Dimensions in enclosure (W x H x D)	345 x 450 x 73 mm
Weight	4.31kg (installation weight, no plug pack) 5.95kg (shipping weight)
Regulatory Compliance	ACMA: C-Tick for Australia and New Zealand ACMA: A-Tick for Australia PTC 211 / 13 / 007 for New Zealand Telecoms
Input voltage to PCB	16-18VAC (space for 7 Ah battery allocated)
Battery test	Dynamic battery testing
Fuse Protection	Individual PTC (Positive Temperature Coefficient) fuse protection for: LAN, battery, auxiliary and internal siren, plug pack, external siren and strobe, relay expansion and J15 serial
Current Consumption	
Total current limit	1300mA
Operating Current (no peripherals connected)	200mA no battery fitted
Auxiliary intelligent power supply	700mA
Intelligent battery charging	300mA

ChallengerPlus control panel

National Sales Enquiries
Level 4.01, 2 Ferntree Place
Notting Hill, Victoria 3168
Phone: 1300 361 479
Outside Australia: +61 401 777 572
www.aritech.com.au

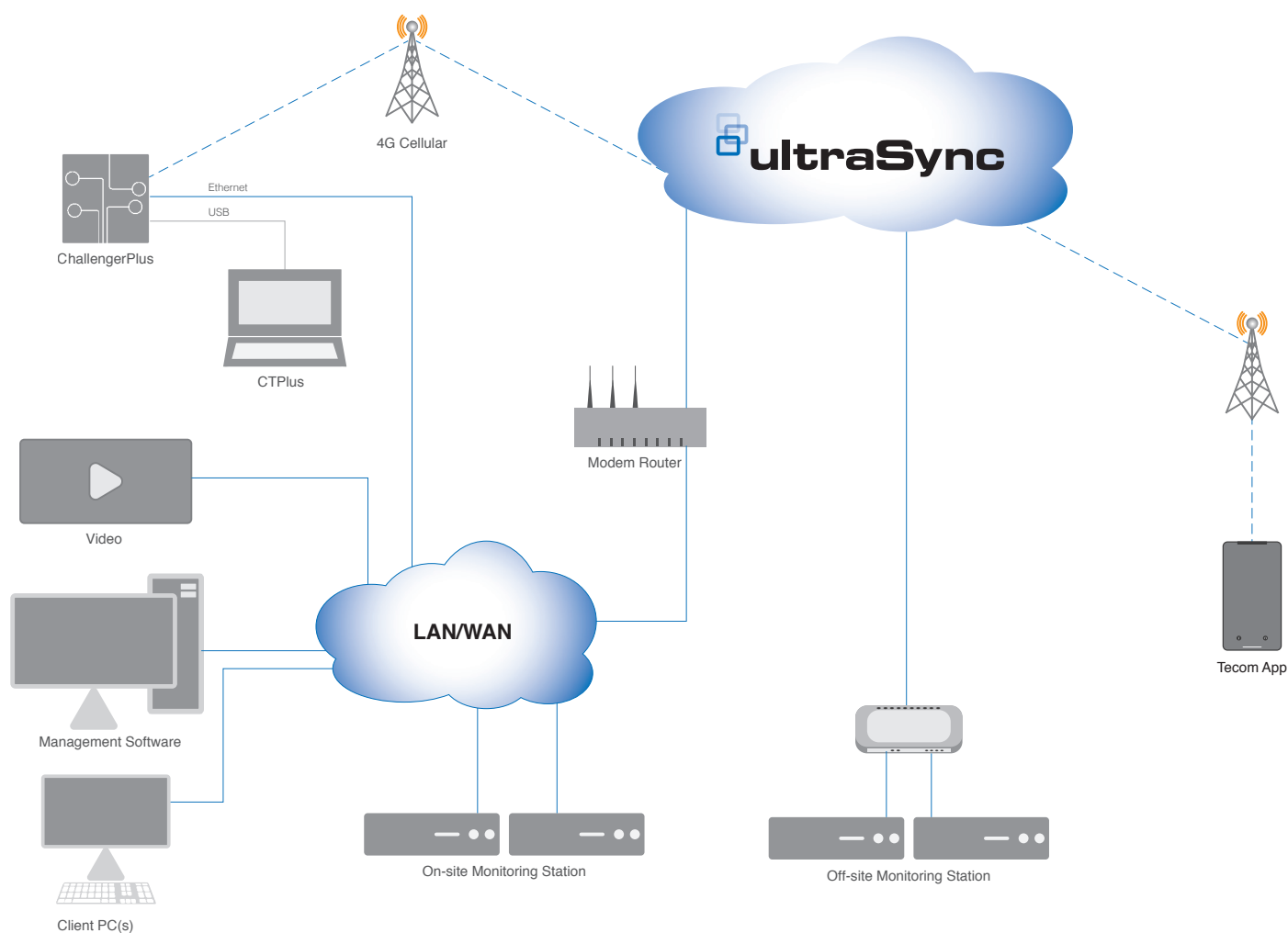
Communication technology

The ChallengerPlus panel uses advanced communication path technology and provides the perfect solution and flexibility for your security needs.

With ChallengerPlus you have the ability to filter by area, events and time, while communicating via multiple reporting formats.

Multi-tenanted sites can report alarms to their preferred security monitoring provider on a single panel and multiple paths over one Ethernet port, simultaneously.

Communication system diagram



Ordering information

TS-CHPLUS	ChallengerPlus panel with plug pack in TS0307 enclosure
TS-CHPLUSB	ChallengerPlus, board only